

Scaled data based on original data using
LM-79-08 Approved Method: Electrical and Photometric Measurements of Solid-
State Lighting Products

Test Report Prepared for
Cooper Lighting Solutions
(formerly Eaton)

Brand: McGRAW-EDISON

Report Number: P200139

Luminaire Tested: **GWC-AF-01-LED-E1-SL4-600-HSS**

Issue Date: 3/3/2020

Test Information

Test Method: LM-79-08
Report Number: P200139
TEST IS SCALED FROM IESNA LM-79-08 TEST DATA (P24301)
Test Lab: INNOVATION CENTER P2
Issue Date: 3/3/2020
Manufacturer: COOPER LIGHTING SOLUTIONS (FORMERLY EATON)
Product Line: MCGRAW-EDISON
Catalog Number: GWC-AF-01-LED-E1-SL4-600-HSS
Description: GALLEON WALL LUMINAIRE
(1) 70 CRI, 4000K, 615mA LIGHTSQUARE WITH 16 LEDS EACH AND TYPE IV SPILL
LIGHT ELIMINATOR OPTICS WITH HOUSE SIDE SHIELD
Light Source: -
Ballast/Driver: ELECTRONIC DRIVER

Summary

Lumens per Lamp: N/A
Luminaire Lumens: 3478 lumens
Efficiency: N/A
Efficacy: 102.3 lumens/watt
Luminous Opening: Rectangular (W 0.5' x L: 0.5' x H: 0')
IES Classification: Type IV - Short - Semi-Cutoff
BUG Rating: B0 - U0 - G1

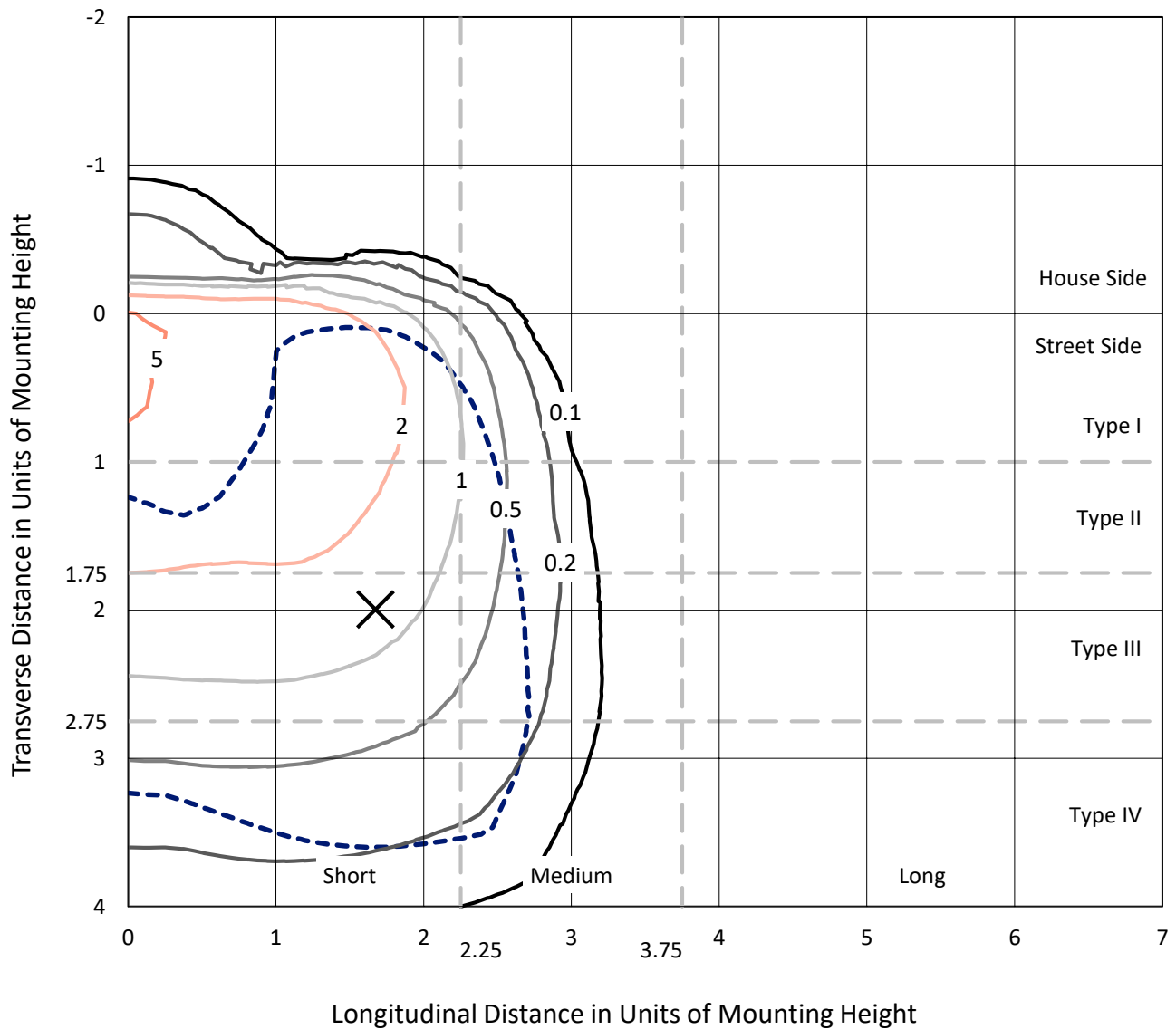
Input Watts (W): 34
Input Voltage (V): NR
Input Current (Ain): NR
Voltage Rise (V): NR
Power Factor: NR
Total Harmonic Distortion (THDi): NR
Frequency (hertz): 60
Stabilization Time: NR
Operation Time: NR
Ambient Temperature (°C): NR
Test Distance: 25 FT



REPORT NUMBER: P200139
 CATALOG NUMBER: GWC-AF-01-LED-E1-SL4-600-HSS

Iso-Footcandle Lines of Horizontal Illumination

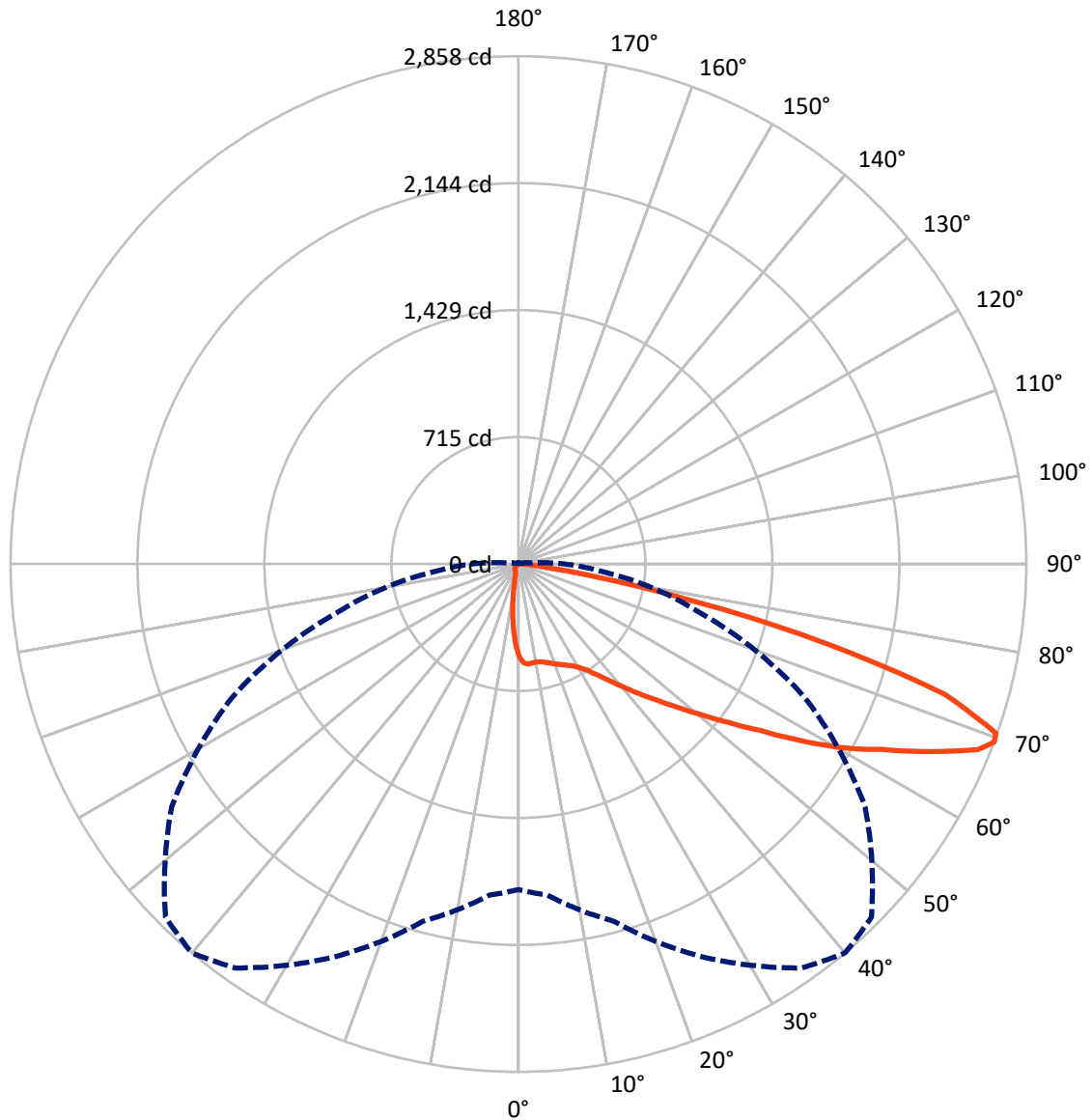
✕ Max cd
 - - - 1/2 Max cd



Based on 10 foot mounting height. Maximum calculated value = 5.7 fc
 Type IV - Short - Semi-Cutoff

REPORT NUMBER: P200139
CATALOG NUMBER: GWC-AF-01-LED-E1-SL4-600-HSS

Luminous Intensity Polar Plot



— Vertical Plane Through 40-Deg Lateral - - - Horizontal Cone Through 69-Deg Vertical

REPORT NUMBER: P200139

CATALOG NUMBER: GWC-AF-01-LED-E1-SL4-600-HSS

FLUX DISTRIBUTION:

		Downward	Upward	Total
House Side	Lumens	203.5	0.0	203.5
	% Fixture	5.9	0.0	5.9
Street Side	Lumens	3274.5	0.0	3274.5
	% Fixture	94.1	0.0	94.1
Total	Lumens	3478.0	0.0	3478.0
	% Fixture	100.0	0.0	100.0

Coefficient of Utilization

ZONAL LUMENS:

Zone	Lumens	% Fixture
0°-10°	42.1	1.2
10°-20°	103.6	3.0
20°-30°	174.5	5.0
30°-40°	285.7	8.2
40°-50°	494.7	14.2
50°-60°	779.1	22.4
60°-70°	1017.5	29.3
70°-80°	524.1	15.1
80°-90°	56.7	1.6
90°-100°	0.0	0.0
100°-110°	0.0	0.0
110°-120°	0.0	0.0
120°-130°	0.0	0.0
130°-140°	0.0	0.0
140°-150°	0.0	0.0
150°-160°	0.0	0.0
160°-170°	0.0	0.0
170°-180°	0.0	0.0
0°-90°	3478.0	100.0
0°-180°	3478.0	100.0



REPORT NUMBER: P200139

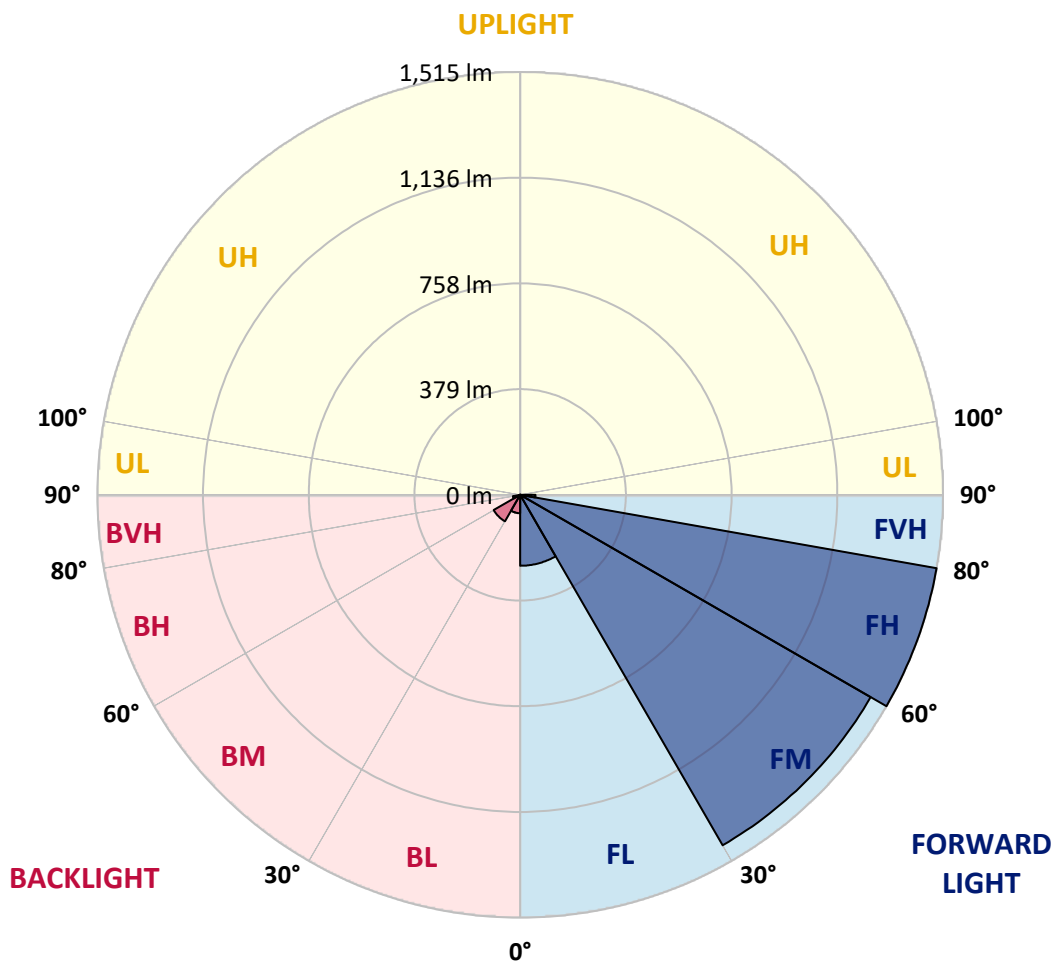
CATALOG NUMBER: GWC-AF-01-LED-E1-SL4-600-HSS

LUMINAIRE CLASSIFICATION SYSTEM LUMEN TABLE AND BUG RATING:

Zone		Lumens	% Fixture	Zone Rating/Lumen Limit		
				B	U	G
FL	(0°-30°)	254.3	7.3			
FM	(30°-60°)	1450.1	41.7			
FH	(60°-80°)	1515.2	43.6			G1/1800
FVH	(80°-90°)	54.9	1.6			G1/100
BL	(0°-30°)	65.9	1.9	B0/110		
BM	(30°-60°)	109.4	3.1	B0/220		
BH	(60°-80°)	26.4	0.8	B0/110		G0/110
BVH	(80°-90°)	1.8	0.1			G0/10
UL	(90°-100°)	0.0	0.0		U0/0	
UH	(100°-180°)	0.0	0.0		U0/0	

BUG Rating: B0-U0-G1

Type IV Short





REPORT NUMBER: P200139

CATALOG NUMBER: GWC-AF-01-LED-E1-SL4-600-HSS

CANDELA DISTRIBUTION (FULL):

	0°	5°	15°	25°	35°	40°	45°	55°	65°	75°	85°
0°	519.7	519.7	519.7	519.7	519.7	519.7	519.7	519.7	519.7	519.7	519.7
2.5°	570.6	567.4	565.6	563.1	560.0	557.3	556.3	548.6	541.3	531.4	520.1
5°	581.1	580.1	576.7	573.5	569.8	565.6	563.3	554.2	543.9	529.4	509.5
7.5°	582.2	580.9	576.7	572.2	567.0	562.1	558.1	549.0	539.5	524.8	500.6
10°	580.5	579.1	575.9	571.0	564.6	559.8	555.9	547.2	539.1	525.8	498.9
12.5°	578.7	577.1	575.7	573.3	567.6	564.4	561.1	552.8	545.5	534.3	504.9
15°	580.5	579.7	581.3	580.3	577.1	574.3	571.0	563.5	556.9	547.6	515.9
17.5°	588.4	588.4	593.5	594.1	591.3	587.2	582.4	574.9	569.3	561.5	529.0
20°	606.8	606.2	612.7	614.1	607.0	600.6	593.5	584.4	580.1	575.1	541.8
22.5°	638.4	635.6	639.5	638.2	624.4	614.5	605.8	594.5	592.3	590.0	556.1
25°	679.6	678.0	680.7	668.5	644.0	630.6	620.2	607.6	607.6	609.9	572.2
27.5°	739.5	733.3	724.1	702.7	666.0	648.9	637.6	624.2	627.7	636.2	593.5
30°	800.8	793.9	773.0	739.9	692.7	674.7	661.6	647.5	655.8	671.4	622.2
32.5°	861.2	853.6	824.0	782.1	731.0	713.0	700.4	684.9	698.7	724.8	663.9
35°	919.8	913.0	878.8	829.5	781.9	767.0	755.4	741.9	759.7	796.3	722.9
37.5°	985.6	978.2	936.6	883.2	843.8	833.1	824.6	811.1	842.2	895.6	805.2
40°	1066.6	1053.9	997.9	944.7	915.4	910.3	904.5	902.7	950.8	1024.8	914.6
42.5°	1159.3	1138.6	1062.0	1009.4	994.1	997.9	996.5	1004.7	1086.9	1185.4	1048.0
45°	1252.1	1225.4	1133.4	1078.6	1080.6	1093.7	1101.8	1135.0	1257.3	1369.7	1191.4
47.5°	1330.8	1304.5	1202.0	1153.4	1178.2	1203.8	1225.8	1288.5	1432.4	1551.0	1303.0
50°	1398.1	1373.2	1274.7	1235.5	1291.5	1332.8	1368.4	1461.4	1620.8	1689.1	1381.3
52.5°	1453.1	1436.5	1350.0	1329.7	1420.8	1481.4	1533.6	1645.0	1787.7	1801.3	1442.2
55°	1506.7	1494.9	1431.0	1441.7	1572.8	1655.3	1721.4	1839.9	1931.3	1894.9	1500.6
57.5°	1568.4	1557.6	1523.3	1583.7	1772.6	1876.5	1948.5	2012.6	2057.9	1990.6	1555.6
60°	1631.4	1625.2	1626.0	1741.5	2001.9	2101.8	2141.4	2158.0	2182.1	2080.6	1558.7
62.5°	1691.4	1703.2	1743.4	1917.1	2221.6	2298.2	2318.3	2334.7	2306.4	2094.9	1440.1
65°	1793.0	1812.3	1908.1	2152.1	2463.2	2545.2	2565.9	2509.8	2326.2	1910.3	1171.4
67.5°	1842.7	1877.9	2049.0	2371.1	2697.5	2788.7	2781.0	2521.2	2087.4	1456.7	751.7
69°	1832.4	1869.9	2081.4	2438.1	2775.4	2858.0	2809.3	2381.8	1778.4	1055.2	461.5
70°	1791.4	1829.2	2064.7	2435.6	2785.3	2850.8	2756.8	2209.8	1503.6	771.6	288.6
72.5°	1496.0	1528.7	1833.0	2201.5	2565.9	2512.7	2306.2	1530.9	732.6	210.1	65.0
75°	920.9	939.1	1315.2	1658.5	1938.0	1801.3	1536.6	761.7	218.4	59.4	36.0
77.5°	486.5	494.8	720.1	977.5	1228.5	1016.5	787.6	297.1	100.7	37.2	26.1
80°	287.6	293.8	387.8	446.9	531.6	444.1	314.9	182.4	72.0	23.4	23.2
82.5°	164.6	168.5	281.1	248.5	209.5	178.9	156.7	172.9	43.3	15.8	24.0
85°	60.5	61.3	158.1	189.0	124.6	74.2	77.8	143.2	11.6	9.9	18.8
87.5°	28.1	27.5	81.3	115.7	72.8	47.0	60.7	31.5	4.6	6.4	5.2
90°	0.0	0.0	0.0	0.0	0.0	0.0	0.0	0.0	0.0	0.0	0.0



REPORT NUMBER: P200139

CATALOG NUMBER: GWC-AF-01-LED-E1-SL4-600-HSS

CANDELA DISTRIBUTION (continued):

	90°	95°	105°	115°	125°	135°	145°	155°	165°	175°	180°
0°	519.7	519.7	519.7	519.7	519.7	519.7	519.7	519.7	519.7	519.7	519.7
2.5°	513.4	505.7	491.9	477.6	463.1	451.9	441.0	432.3	429.3	424.0	424.4
5°	497.7	483.7	454.6	425.2	394.6	369.3	345.6	326.3	316.9	307.4	307.4
7.5°	484.1	463.5	418.2	370.4	320.9	279.3	241.8	213.7	198.1	185.7	185.5
10°	478.8	451.1	387.8	319.3	250.3	193.5	149.0	120.5	105.8	96.3	95.9
12.5°	481.1	446.7	364.4	272.0	185.5	124.4	86.3	67.9	61.7	58.8	58.8
15°	487.7	445.5	340.9	225.9	131.0	77.8	57.4	52.4	52.0	52.0	52.0
17.5°	495.8	445.9	316.9	181.0	89.2	55.6	49.5	48.9	49.3	49.3	49.3
20°	504.1	446.1	291.0	139.3	62.9	48.5	46.5	46.3	46.7	46.7	47.0
22.5°	514.2	447.1	265.3	104.1	52.0	45.7	44.3	44.3	44.5	44.5	44.3
25°	525.8	449.3	238.2	77.2	47.4	43.9	42.7	42.5	42.7	42.5	42.2
27.5°	540.3	452.1	208.3	60.5	45.3	42.0	41.0	41.0	40.8	40.6	40.4
30°	558.5	455.4	174.5	51.4	43.3	40.4	39.4	39.2	38.9	38.5	38.5
32.5°	586.3	462.7	141.2	46.5	41.0	38.1	37.2	37.2	36.8	36.4	36.2
35°	628.9	477.0	111.4	43.7	38.5	35.6	34.6	34.6	34.2	34.0	33.8
37.5°	687.9	498.7	86.5	41.0	36.0	32.9	31.9	31.7	31.3	30.9	30.7
40°	766.4	525.6	68.1	38.5	33.6	30.2	29.4	28.9	28.1	27.5	27.5
42.5°	864.9	556.3	55.2	35.8	30.7	27.7	27.1	26.5	25.1	24.4	24.2
45°	968.0	583.8	46.7	32.7	27.7	25.3	24.9	23.8	22.0	21.3	21.3
47.5°	1042.4	590.2	41.2	29.8	25.1	22.6	22.4	20.5	18.8	18.4	18.2
50°	1088.7	577.6	36.6	26.9	22.6	20.0	19.4	17.2	16.2	15.8	15.5
52.5°	1120.0	555.1	32.9	24.4	20.3	17.8	16.4	14.7	13.9	13.5	13.5
55°	1145.1	523.1	29.2	22.2	18.4	16.0	13.9	12.6	11.8	11.4	11.4
57.5°	1152.1	479.9	25.5	20.3	16.6	14.1	11.8	10.9	9.9	9.7	9.7
60°	1101.0	401.8	22.6	18.0	14.9	12.2	10.3	9.3	8.3	8.1	7.9
62.5°	966.2	311.0	19.8	16.0	13.1	10.5	8.9	7.7	6.9	6.9	6.9
65°	737.0	208.5	17.4	13.9	11.4	8.9	7.7	6.2	5.8	5.8	6.0
67.5°	441.2	113.4	14.9	11.8	9.7	7.5	6.4	5.4	5.2	5.4	5.4
69°	258.6	66.7	13.5	10.5	8.5	6.6	5.6	4.8	5.2	5.4	5.4
70°	159.6	44.9	12.4	9.5	7.7	6.0	5.2	4.6	5.0	5.2	5.2
72.5°	44.5	23.2	9.9	7.5	6.2	5.0	4.1	4.1	4.8	5.0	5.0
75°	28.9	17.2	7.7	5.6	4.8	3.9	3.5	3.9	4.6	4.8	4.8
77.5°	24.0	14.1	6.2	4.6	3.9	3.7	3.3	3.5	4.1	4.4	4.4
80°	22.0	9.9	5.0	4.1	3.5	3.3	3.1	2.9	3.7	3.9	3.9
82.5°	20.9	7.9	4.4	3.7	3.3	2.9	2.7	2.9	3.3	3.5	3.7
85°	13.1	5.2	3.9	3.5	2.9	2.7	2.7	2.7	3.1	3.3	3.3
87.5°	4.8	4.1	3.5	2.9	2.5	2.5	2.5	2.5	2.7	3.1	3.1
90°	0.0	0.0	0.0	0.0	0.0	0.0	0.0	0.0	0.0	0.0	0.0

(END OF REPORT)